



Rupture Pin A BRAND of
 Taylor Valve Technology

GET THE POWER OF THE PIN

MODEL H

High Pressure Relief Valve

FROM THE
CREATORS
OF THE
Original
BUCKLING
PIN
VALVE



Rupture Pin Technology's **Model H** is best in Methanol and Chemical Injection Systems and is available for pressure set points up to 20,000 PSI. The product is an angle valve that holds a bubble-tight, closed position until the pressure reaches an exact point, at which time the valve will open within milliseconds creating minimal exposure of the flow to the piston. The Model H is unaffected by pulsating pressure or changing ambient temperature at the pin.

This model is built with our revolutionary pin, a vital mechanism to each of Rupture Pin Technology's products' function, accuracy, and consistency that obeys Euler's Law precisely. The pin is external to the flow and the line does not need be opened in order to change the pin. Replacement pins can be shipped the same business day and installation can be accomplished within seconds. Options for this valve include a proximity device for remote open indication, and a pin storage at the valve.

WWW.RUPTUREPIN.COM SINCE 1958

MODEL H

ADVANTAGES

- Visual indication of opening.
- Unaffected by pulsating pressures.
- Unaffected by changing ambient temperatures at the pin.
- Opens in milliseconds.
- One moving part.
- Reliable settings.
- Environmentally safe option.
- Accuracy +/-5% of set point.
- Pin cannot fatigue and buckle early.
- Precise pin, obeying Euler's Law, acts as a pressure sensor and actuator.
- No loose metal or plastic shards to enter the flow stream upon opening.
- Easily reset without opening the line.
- Minimal down time to change the pin. Can be done by one person in under a minute.
- Special design for toxic fluids.
- Balanced piston design to negate the effects of back pressure (*Option*).

SPECIFICATIONS

PRESSURE SET POINT RANGE

1,000 PSI to 20,000 PSI.

VALVE SEALS

Available for high pressures, kalrez or viton seals.

STANDARD MATERIALS

Body and Trim 316 SS is standard.

ACCURACY

+/- 5% of set point.

CONNECTIONS

As specified by user.

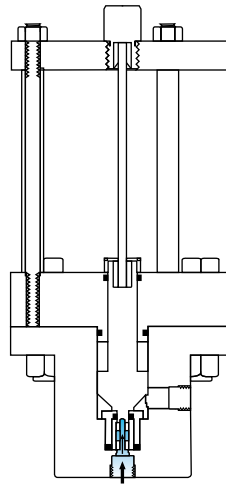
APPLICATIONS

Used mainly in Methanol and Chemical Injection Systems. The ideal substitute for rupture discs or belville washer type relief valves.

OPERATION

When the Rupture Pin™ **Model H** is in the closed position, an elastomer seal contacts a machined, stainless steel piston seat for a bubble-tight shut off. When the pin buckles, the piston moves up to allow low volume flow.

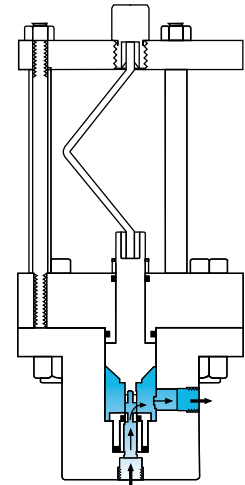
Closed



(Straight Pin)


Pressure below set point.

Open



(Buckled Pin)

Pressure at set point.



OPTIONS

PROXIMITY DEVICE

For remote open indication.

PIN CONTAINER

Pin storage at the valve.

STAINLESS STEEL PIN GUARD

Protects your pin from accidental damage.